


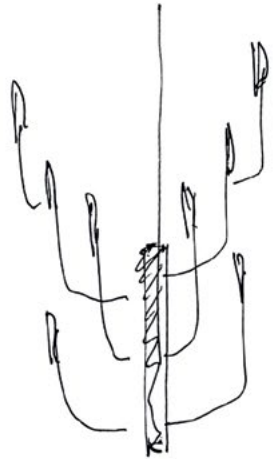

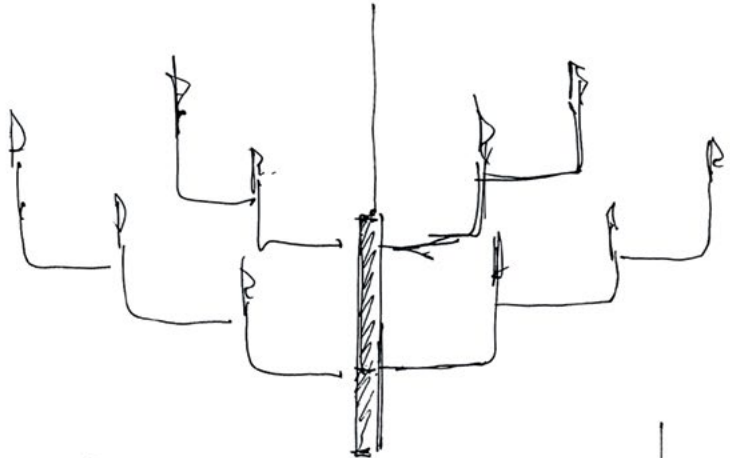
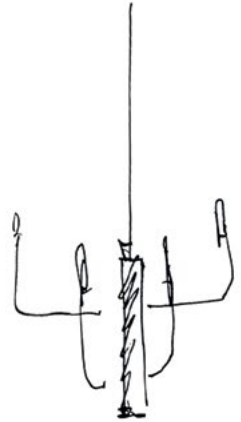
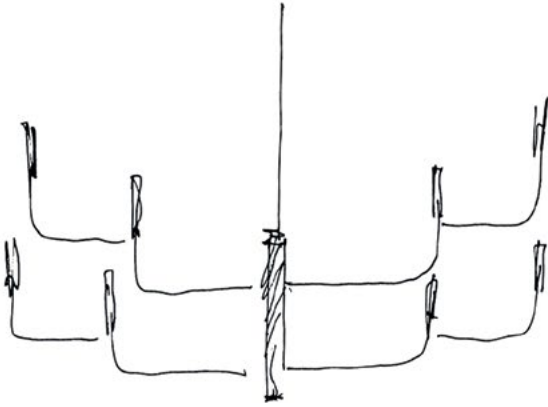
Alessandro
Zambelli

J-us

Alessandro
Zambelli

J-us





EN Luceplan presents an original vision of the traditional chandelier with arms, in which technological innovation, research on materials and new solutions for electrical conduction are completely hidden from view. J-us reinterprets this concept in a contemporary way, while avoiding a futuristic image. The central structure is a cylinder with a diameter of 28 mm, which acts as a novel electrified track to accommodate the arms of the chandelier, assembled in a vast range of configurations. The arms are made in a layered material usually utilized to produce electrical circuits, allowing the current to flow in a practical and functional way. The built-in LEDs offer warm, enveloping glow, suggesting the memory of candlelight. The structure is in aluminium the arms in copper and fiberglass, while the diffusers are in technopolymer.

IT Luceplan propone un'inedita visione del tradizionale chandelier a bracci nel quale l'innovazione tecnologica, la ricerca dei materiali e di nuove soluzioni per la conduzione dell'elettricità sono completamente celate alla vista.

J-us rivisita il concept e lo reinterpreta in chiave contemporanea, se non avveniristica.

La struttura centrale, di forma cilindrica diametro 28 mm, costituisce un inedito binario elettrificato in grado di alloggiare i diversi bracci del lampadario conferendo una vasta scelta di configurazioni del chandelier. I bracci sono realizzati in materiale multistrato solitamente impiegato per produrre i circuiti elettronici che consente di condurre la corrente in modo pratico e funzionale.

I LED integrati restituiscono un'illuminazione calda e accogliente che rievoca alla memoria la luce delle candele. La struttura è in alluminio, i bracci sono in rame e fibra di vetro, mentre i diffusori sono in tecnopolimero.

DE Luceplan präsentiert eine vollständig neuartige Vision des traditionellen Kronleuchters mit Armen, in der technologische Innovation, Materialforschung und neue Lösungen für die Leitung von Elektrizität dem Blick völlig verborgen bleiben. J-us überarbeitet das Konzept und interpretiert es zeitgemäß, wenn nicht futuristisch.

Die zentrale, zylinderförmige Struktur mit einem Durchmesser von 28 mm bildet eine noch nie dagewesene Stromschiene, die die diversen Kronleuchterarme aufnehmen kann und so zahlreiche Konfigurationsmöglichkeiten bietet.

Die Arme bestehen aus dem Mehrschichtmaterial, das üblicherweise für die Herstellung elektronischer Schaltungen verwendet wird und eine praktische und funktionelle Stromleitung ermöglicht. Integrierte LEDs sorgen für eine warme und einladende Beleuchtung, die an Kerzenlicht erinnert. Die Struktur besteht aus Aluminium, die Arme sind aus Kupfer und Glasfaser, die Diffusoren hingegen aus Technopolymer.

FR Luceplan propose une nouvelle vision du chandelier traditionnel dans laquelle l'innovation technologique, la recherche sur les matériaux et les nouvelles solutions pour la conduction de l'électricité sont totalement dissimulées.

J-us revisite le concept et le réinterprète de manière contemporaine, sinon futuriste.

La structure centrale cylindrique de 28 mm de diamètre forme un rail électrifié original qui peut accueillir les différents bras du chandelier, offrant ainsi un large choix de configurations. Les bras sont réalisés en matériau multicouche habituellement utilisé pour produire les circuits électroniques et qui permet de conduire le courant de manière pratique et fonctionnelle. Les LED intégrées restituent un éclairage chaleureux et accueillant qui évoque en mémoire la lumière des bougies.

Le cadre est en aluminium, les bras sont en cuivre et en fibre de verre, et les diffuseurs sont en technopolymère.

ES Luceplan propone una visión inédita de la tradicional lámpara de araña en la que la innovación tecnológica, la investigación de los materiales y de nuevas soluciones para la conducción de la electricidad están completamente ocultas a la vista. J-us reinterpreta el concepto y lo reinterpreta en clave contemporánea, si no futurista.

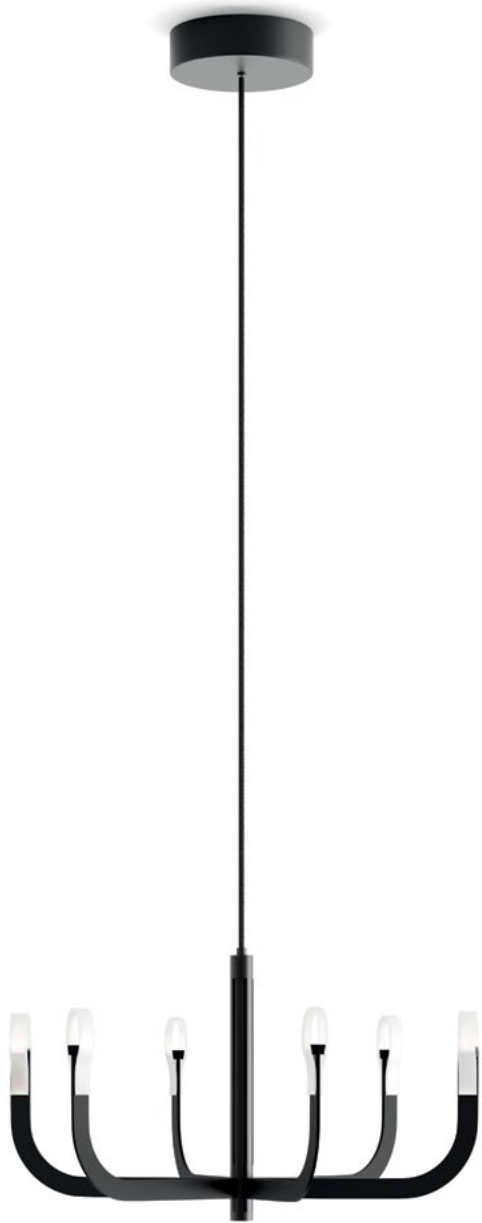
La estructura central, de forma cilíndrica de 28 mm de diámetro, constituye un inédito carril electrificado capaz de albergar los diferentes brazos de la araña, dando una amplia selección de configuraciones de la lámpara. Los brazos están hechos de material multicapa que se utiliza generalmente para producir los circuitos electrónicos y que permite conducir la corriente de una manera práctica y funcional. Los LED integrados proporcionan una iluminación cálida y acogedora que evoca la luz de las velas. La estructura es de aluminio, los brazos son de cobre y fibra de vidrio, mientras que los difusores son de tecnopolímero.

















Technical data

A09

J-us

CONFIGURAZIONE A**A09/1D + A09C16W**

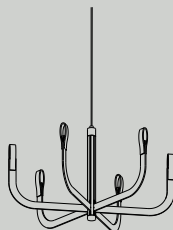
dimmable push DALI

weight 1,53 Kg

A09/1T + A09C16W

dimmable phase-cut

weight 1,53 Kg

A09/1D - A09/1T + A09C16W

Ø 19.2"

Ø 49 cm

 11.8" | max 118"
 30 cm | max 300 cm
CONFIGURAZIONE B**A09/1D + 2xA09C12W + A09C22W**

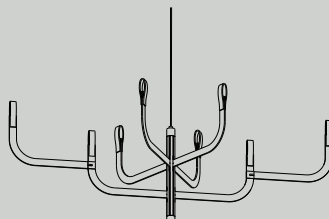
dimmable push DALI

weight 1,69 Kg

A09/1T + 2xA09C12W + A09C22W

dimmable phase-cut

weight 1,69 Kg

A09/1D - A09/1T + 2xA09C12W + A09C22W

Ø 36.2"

Ø 92 cm

 14.9" | max 118"
 38 cm | max 300 cm
CONFIGURAZIONE C**A09/2D + A09C12W + A09C22W**

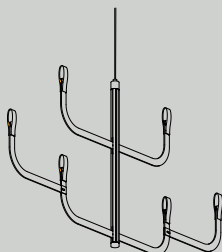
dimmable push DALI

weight 1,73 Kg

A09/2T + A09C12W + A09C22W

dimmable phase-cut

weight 1,73 Kg

A09/2D - A09/2T + A09C12W + A09C22W

Ø 36.2"

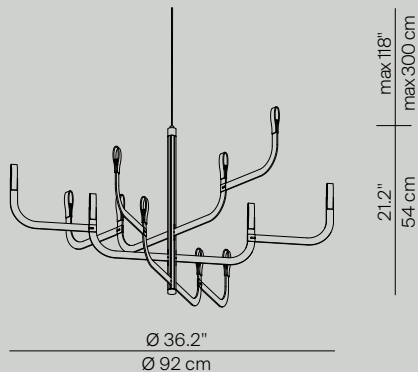
Ø 92 cm

 21.2" | max 118"
 54 cm | max 300 cm

CONFIGURAZIONE D
A09/2D + 2x A09C23W
dimmmable push DALI
weight 2,21 Kg

A09/2T + 2x A09C23W
dimmmable phase-cut
weight 2,21 Kg

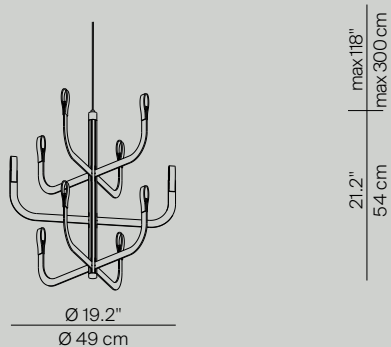
A09/2D - A09/2T + 2x A09C23W



CONFIGURAZIONE E
A09/2D + 2x A09C12W + A09C16W
dimmmable push DALI
weight 2,05 Kg

A09/2T + 2x A09C12W + A09C16W
dimmmable phase-cut
weight 2,05 Kg

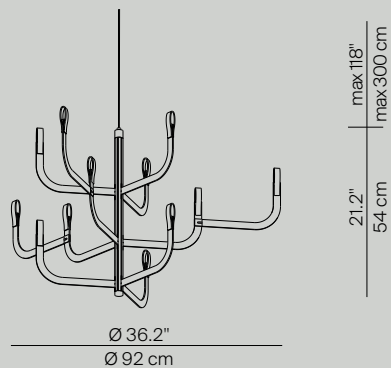
A09/2D - A09/2T + 2x A09C12W + A09C16W



CONFIGURAZIONE F
A09/2D + A09C16W + A09C23W
dimmmable push DALI
weight 2,21 Kg

A09/2T + A09C16W + A09C23W
dimmmable phase-cut
weight 2,21 Kg

A09/2D - A09/2T + A09C16W + A09C23W



CONFIGURAZIONE G

A09/2D + A09C16W + 2x A09C23W

dimmable push DALI


weight 2,69 Kg

A09/2T + A09C16W + 2x A09C23W

dimmable phase-cut

weight 2,69 Kg

A09/2D - A09/2T + A09C16W + 2x A09C23W



21.2"
54 cm

max 118"
max 300 cm

Ø 36.2"

Ø 92 cm

Light source	CONFIGURAZIONE A	
	A09/1D - A09/1T + A09C16W	21W, 2700K, CRI 90
	CONFIGURAZIONE B	
	A09/1D - A09/1T+ 2xA09C12W + A09C22W	27W, 2700K, CRI 90
	CONFIGURAZIONE C	
	A09/1D - A09/1T+ A09C12W + A09C22W	21W, 2700K, CRI 90
	CONFIGURAZIONE D	
	A09/2D - A09/2T- A09/2T + 2x A09C23W	39W, 2700K, CRI 90
	CONFIGURAZIONE E	
A09/2D - A09/2T + 2x A09C12W + A09C16W	33W, 2700K, CRI 90	
CONFIGURAZIONE F		
A09/2D - A09/2T + A09C16W + A09C23W	39W, 2700K, CRI 90	
CONFIGURAZIONE G		
A09/2D - A09/2T + A09C16W + 2x A09C23W	57W, 2700K, CRI 90	

Materials Aluminium structure, copper and fiber glass arms, polycarbonate shade

Finishes



Matt black



Satin gold





© Luceplan 2024

Via E.T. Moneta 40
20161 Milano
T +39 02 66 242 1
F +39 02 66 203 400
info@luceplan.com
www.luceplan.com

Art direction

Studio CCRZ
Balerna

Photography

Studio 9010
(p. 4, 5, 6, 7, 8, 9, 10, 11)
Alessandro Zambelli
(p. 1, 2)

Styling

Alessandra Monti
(p. 4, 9, 11)

**Project
coordination**

Silvia Severoni

Printed by

Geca Industrie Grafiche

1PN000101



